
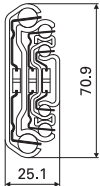

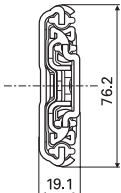



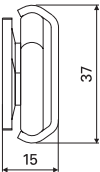
TR - 7125  
CONDOR

telescopic slide full extension slides	technical drawing	description		load capacity		art. nr.	fixation
		length mm	travel mm	cycles 10.000	cycles 100.000		
 <p>150 - 180% Extension   →</p>		300	395	80 kg		111M32F	Cabinet side
		400	595	90 kg		111M33F	Metal: M5 / DIN 965
		500	750	90 kg		111M34F	Wood: 5,0 / DIN 7997
		600	900	100 kg		111M35F	
		700	1050	100 kg		111M36F	Drawer side
		800	1200	100 kg		111M37F	Metal: M4 DIN 965
		900	1350	100 kg		111M38F	Wood: 4,5 DIN 7997


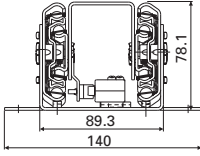
TR - 7619

lock in / lock out	technical drawing	description		load capacity		art. nr.			discription	
		length mm	travel mm	cycles 10.000	cycles 100.000					
 <p>lock in / lock out</p>		300	298	125 kg		114S01	114S01A	114S01B	114S01D	
		400	398	220 kg		114S03	114S03A	114S03B	114S03D	
		500	512	260 kg		114S05	114S05A	114S05B	114S05D	
		600	610	280 kg		114S07	114S07A	114S07B	114S07D	
		700	708	300 kg		114S08	114S08A	114S08B	114S08D	
		800	806	310 kg		114S09	114S09A	114S09B	114S09D	
		900	904	310 kg		114S10	114S10A	114S10B	114S10D	
		1000	1000	300 kg		114S11	114S11A	114S11B	114S11D	
		1200	1212	290 kg		114S12	114S12A	114S12B	114S12D	
		1500	1504	220 kg		114S15	114S15A	114S15B	114S15D	



FlexFit - 1537

systems	technical drawing	description		load capacity		art. nr.	discription
		length mm	travel mm	cycles 10.000	cycles 100.000		
		2394*	min. 80		on request	205S01	3 wheel carrier
		2394*	max.2395		on request	205S02	5 wheel carrier,
		2394*	(depending on length)		on request	205S03	Profile Steel max 2394 mm

Soft Close  
Column


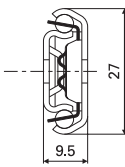

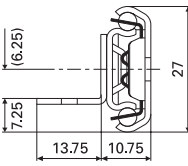

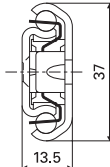

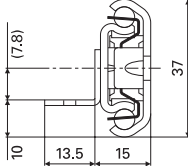

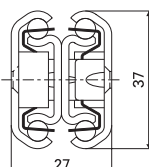

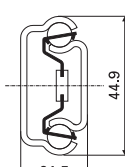
systems	technical drawing	description		load capacity		art. nr.	discription
		length mm	travel mm	cycles 10.000	cycles 100.000		
				80 - 120 kg		150A24	Titan 485 mm
				80 - 120 kg		150A25	Titan 585 mm

Kubitheek  
(1 x A4)

systems	technical drawing	description		load capacity		art. nr.	discription
		length mm	travel mm	cycles 10.000	cycles 100.000		
							
		345 x 320 x 273		40 kg		49106513	1*A4 suspension files Color Ral 9017 Pre galvanized metal

\* customer specific available in all lengths



telescopic slide single extension slides	technical drawing	description		load capacity		art. nr.	fixation
		length mm	travel mm	cycles 10.000	cycles 100.000		
		300	210	22 kg	17 kg	109042F	Cabinet side Metal: M4 / DIN 965 Wood: 4,0 / DIN 7997  Drawer side Metal: M4 DIN 965 Wood: 3,5 DIN 7997
		350	240	26 kg	20 kg	109043F	
		400	290	26 kg	20 kg	109044F	
		500	370	28 kg	22 kg	109046F	
 Drawer Carrier		300	210	22 kg	17 kg	109049F	Cabinet side Metal: M4 / DIN 965 Wood: 4,0 / DIN 7997  Drawer side Metal: M3 DIN 7985 Wood: 3,0 DIN
		350	240	26 kg	20 kg	109050F	
		400	290	26 kg	20 kg	109051F	
		450	340	26 kg	20 kg	109052F	
		500	370	28 kg	22 kg	109053F	
		550	420	23 kg	18 kg	109054F	
		600	460	23 kg	18 kg	109055F	
		300	205	78 kg	60 kg	107230F	Cabinet side Metal: M5 / DIN 965 Wood: 5,0 / DIN 7997  Drawer side Metal: M5 DIN 965 Wood: 4,5 DIN 7997
		350	239	63 kg	49 kg	107231F	
		400	289	54 kg	42 kg	107232F	
		450	339	46 kg	36 kg	107233F	
		500	373	54 kg	42 kg	107234F	
		600	457	56 kg	43 kg	107236F	
		700	541	56 kg	43 kg	107238F	
 Drawer Carrier		300	205	78 kg	60 kg	107239F	Cabinet side Metal: M5 / DIN 965 Wood :5,0 / DIN 7997  Drawer side Metal: M3 DIN 7985 Wood: 3,0 DIN
		350	239	63 kg	49 kg	107240F	
		400	289	54 kg	42 kg	107241F	
		450	339	46 kg	36 kg	107242F	
		500	373	54 kg	42 kg	107243F	
		600	457	56 kg	43 kg	107245F	
		700	541	56 kg	43 kg	107247F	
 full extension slide		315	395	vertical mounted		117270	Cabinet side Metal: M4 / DIN 965 Wood: 4,0 / DIN 7997  Drawer side Metal: M4 DIN 965 Wood: 4,0 DIN 7997
				52 kg	40 kg		
				horizontal mounted			
				32 kg	25 kg		
		350	224	vertical mounted		105042	Cabinet side Metal: M6 / DIN 965 Wood: 6,0 / DIN 7997  Drawer side Metal: M4 DIN 965 Wood: 4/4,5 DIN 7997
				91 kg	70 kg		
				horizontal mounted			
				58 kg	45 kg		

EMS 1 TR - 2710

EMS 2 TR - 2711

FINN 2 TR - 3714

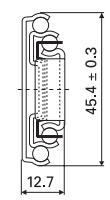
FINN 3 TR - 3715

FINN DOUBLE TR - 3727

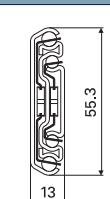
ADO TR - 4522



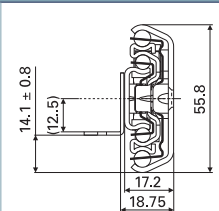
TR - 4608  
TR - 4613  
TR - 4601

telescopic slide	technical drawing	description		load capacity		art. nr.	fixation
		length mm	travel mm	cycles 10.000	cycles 100.000		
full extension slides		200	182		22 kg	134D460108	
		250	254		31 kg	134D460110	
		300	305		50 kg	134033	
		350	356		50 kg	134034	
		400	406		50 kg	134035	
		450	457		47 kg	134036	
		500	508		45 kg	134037	
		550	559		42 kg	134038	
		600	610		40 kg	134039	
		650	660		38 kg	134040	
700	711		33 kg	134041			

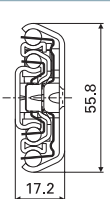
TR - 5513  
Solar S

Integrated soft close damper		350*	332	45 kg	38 kg	103R92F	Cabinet side	
		400	400	55 kg	45 kg	103R93F	Metal: M5 / DIN 965	
		450*	450	60 kg	60 kg	103R94F	Wood: 5,0 / DIN 7997	
								Drawer side
								Metal: M4 DIN 965
						Wood: 4,5 DIN 7997		

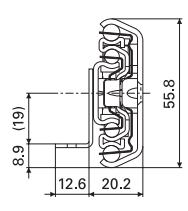
TR - 5619  
ULF HD B

Drawer Carrier		300	320	94 kg	68 kg	112S01F	Cabinet side	
		350	375	96 kg	77 kg	112S02F	Metal: M5 / DIN 965	
		400	440	97 kg	73 kg	112S03F	Wood: 5,0 / DIN 7997	
		450	495	110 kg	83 kg	112S04F		
		500	550	119 kg	90 kg	112S05F	Drawer side	
		550	600	118 kg	91 kg	112S06F	Metal: M3 DIN 7985	
		600	650	123 kg	97 kg	112S07F	Wood: 3,0 DIN	
		700	750	129 kg	103 kg	112S08F		

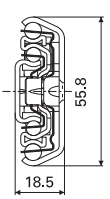
TR - 5617  
ULF HD D

Drawer Carrier		300	320	94 kg	68 kg	112S21F	Cabinet side
		350	375	96 kg	77 kg	112S22F	Metal: M5 / DIN 965
		400	440	97 kg	73 kg	112S23F	Wood: 5,0 / DIN 7997
		450	495	110 kg	83 kg	112S24F	
		500	550	119 kg	90 kg	112S25F	Drawer side
		550	600	118 kg	91 kg	112S26F	Metal: M4 DIN 965
		600	650	123 kg	97 kg	112S27F	Wood: 4,5 DIN 7997
		700	750	129 kg	103 kg	112S28F	
		800	848	121 kg	102 kg	112S29F	
		900	950	105 kg	90 kg	112S30F	
		1000	1050	81 kg	72 kg	112S31F	
		1200	1250	57 kg	64 kg	112S32F	

TR - 5620  
ULF HD E

Drawer Carrier Anti rebound system with fail-safe		300	285	94 kg	64 kg	112S41F	Cabinet side
		350	350	96 kg	73 kg	112S42F	Metal: M5 / DIN 965
		400	400	97 kg	77 kg	112S43F	Wood: 5,0 / DIN 7997
		450	450	110 kg	88 kg	112S44F	
		500	500	119 kg	90 kg	112S45F	Drawer side
		550	550	118 kg	98 kg	112S46F	Metal: M3 DIN 7985
		600	600	123 kg	99 kg	112S47F	Wood: 3,0 DIN
		700	700	129 kg	103 kg	112S48F	
		800	800	121 kg	106 kg	112S49F	


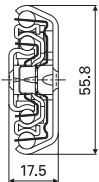

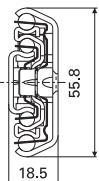

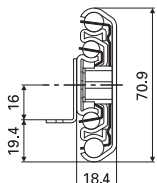

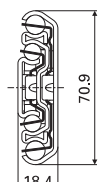

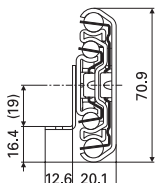

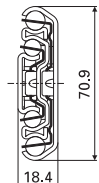
TR - 5618  
ULF HD F

Anti rebound system with fail-safe		300	285	94 kg	64 kg	112S61F	Cabinet side
		350	350	96 kg	73 kg	112S62F	Metal: M5 / DIN 965
		400	400	97 kg	77 kg	112S63F	Wood: 5,0 / DIN 7997
		450	450	110 kg	88 kg	112S64F	
		500	500	119 kg	90 kg	112S65F	Drawer side
		550	550	118 kg	98 kg	112S66F	Metal: M4 DIN 965
		600	600	123 kg	99 kg	112S67F	Wood: 4,5 DIN 7997
		700	700	129 kg	103 kg	112S68F	
		800	800	121 kg	106 kg	112S69F	

\* min. of 250 pair, lead time on request



Stock items telescopic slides

telescopic slide	technical drawing	description		load capacity		art. nr.	fixation	
		length mm	travel mm	cycles 10.000	cycles 100.000			
100% extension on two sides 		500	503 - 503	114 kg	76 kg	112511F	Cabinet side	
		600	607 - 607	119 kg	79 kg	112510F	Metal: M5 / DIN 965	
		700	711 - 711	131 kg	87 kg	112509F	Wood: 5,0 / DIN 7997	
		800	815 - 815	138 kg	92 kg	112512F		
								Drawer side Metal: M4 DIN 965 Wood: 4,5 DIN 7997
Integrated soft close damper 		350	335	65 kg	57 kg	112S82F	Cabinet side	
		400	400	75 kg	68 kg	112S83F	Metal: M5 / DIN 965	
		450	451	75 kg	75 kg	112S84F	Wood: 5,0 / DIN 7997	
		500	506	75 kg	75 kg	112S85F		
		550	555	75 kg	75 kg	112S86F	Drawer side	
		600	612	75 kg	75 kg	112S87F	Metal: M4 DIN 965	
		700	700	75 kg	75 kg	112S88F	Wood: 4,5 DIN 7997	
Drawer Carrier 		400	435	157 kg	97 kg	101S03F	Cabinet side	
		450	485	160 kg	103 kg	101S04F	Metal: M5 / DIN 965	
		500	545	169 kg	115 kg	101S05F	Wood: 5,0 / DIN 7997	
		550	595	187 kg	118 kg	101S06F		
		600	650	189 kg	118 kg	101S07F	Drawer side	
		700	750	187 kg	137 kg	101S08F	Metal: M3 DIN 7985	
							Wood: 3,0 DIN	
		400	435	157 kg	97 kg	101S23F	Cabinet side	
		450	485	160 kg	103 kg	101S24F	Metal: M5 / DIN 965	
		500	545	169 kg	115 kg	101S25F	Wood: 5,0 / DIN 7997	
		550	595	187 kg	118 kg	101S26F		
		600	650	189 kg	118 kg	101S27F	Drawer side	
		700	750	187 kg	137 kg	101S28F	Metal: M4 DIN 965	
		800	850	212 kg	147 kg	101S29F	Wood: 4,5 DIN 7997	
		900	950	192 kg	125 kg	101S30F		
		1000	1050	179 kg	108 kg	101S31F		
		1200	1250	163 kg	95 kg	101S32F		
		Drawer Carrier Anti rebound system with fail-safe 		400	400	170 kg	103 kg	101S43F
450	450			190 kg	116 kg	101S44F	Metal: M5 / DIN 965	
500	500			212 kg	125 kg	101S45F	Wood: 5,0 / DIN 7997	
550	550			230 kg	140 kg	101S46F		
600	600			230 kg	145 kg	101S47F	Drawer side	
700	700			228 kg	145 kg	101S48F	Metal: M3 DIN 7985	
800	800			219 kg	155 kg	101S49F	Wood: 3,0 DIN	
Anti rebound system with fail-safe 		400	400	170 kg	103 kg	101S63F	Cabinet side	
		450	450	190 kg	116 kg	101S64F	Metal: M5 / DIN 965	
		500	500	212 kg	125 kg	101S65F	Wood: 5,0 / DIN 7997	
		550	550	230 kg	140 kg	101S66F		
		600	600	230 kg	145 kg	101S67F	Drawer side	
		700	700	228 kg	145 kg	101S68F	Metal: M4 DIN 965	
		800	800	219 kg	155 kg	101S69F	Wood: 4,5 DIN 7997	

TR - 5618  
ULF HD BILEX

TR - 5619  
ULF HD S

TR - 7120  
TITAN B

TR - 7118  
TITAN D

TR - 7120  
TITAN E

TR - 7118  
TITAN F

